



Ideal for multi-input monitoring and more frequent log and send intervals, with the added flexibility of a rechargeable battery, charged from either a DC power supply or solar cell.

FEATURES

- Sensor agnostic: Connect most off-the-shelf sensors to industry standard interfaces and protocols
- Multiple inputs can be run concurrently
- Supported out-of-the-box connectivity: LTE [CAT-M1, NB-IoT]
- Embedded SIM
- Encrypted configuration over-the-air [COTA]
- Encrypted firmware upgrades over-the-air [FOTA]
- Secure firmware downloads
- Data transferred over encrypted connection [SSL/TLS]
- Physical tamper notification
- Onboard data storage
- IP68 rated
- Rechargeable battery
- Designed and manufactured in Australia
- Optional accessory: Kallipr Solar Kit

EDGE PROCESSING

Alarming

The Captis Recharge 1.2 has on board capabilities for handling process alarms and higher resolution logging and sending, based on measured values. This feature ensures that critical alarm conditions are never missed and users are informed.

Alternate Log/Send

The "alternate schedule" feature allows for a secondary set of log and send intervals based on certain input conditions. The Captis Recharge 1.2 can swap the primary log and send interval to a secondary set of logging and sending intervals on a configurable alarm value - returning to the default log interval and send interval when that state has cleared. This can be utilised to provide higher or lower resolution data logging and data availability on a per need basis.

Process Alarms

Alarms will trigger based on the processed data values at the time of logging. The alarm trigger contains a setpoint and a hysteresis value. The alarming can happen on process values above the setpoint+ hysteresis or below setpoint-hysteresis, or on both conditions.

Connection can be made to the client's selected platform on an alarm state, where the SMS and email alert functionality can be actioned.

Cable Cut Loopback Detection

The Captis Recharge 1.2 supports a loopback cable cut detection if required for identifying physical tamper, via the use of 1 x digital input (if required). It is recommended that the tamper loop is as close as possible to the sensor to ensure the cable cut functionality is effective.

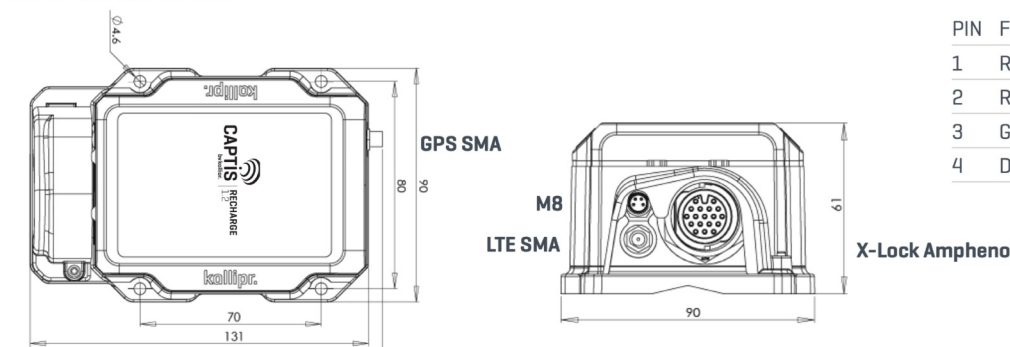


**GOOD
DESIGN
AWARD®
WINNER**

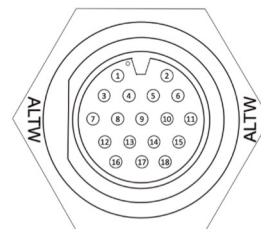
SPECIFICATIONS

Power Source	Solar cell or DC Power Supply
Supply Voltage	6-24 VDC, 0.5A
Battery Voltage	3.6V
Battery Capacity	3350 mAh
Battery Type	Rechargeable Li-Ion 18650
Product Warranty¹	5 years
Digital Input 1 & 2²	Active and Passive Switch and Pulse Modes: -24V to 24V Minimum Pulse Width: 3 milliseconds
Digital Output²	Solid State Relay, max 24V 0.5A
Analogue Input 1²	0-10VDC
Analogue Input 2²	4-20mA
Serial Input	RS232/RS485, Modbus RTU, SDI-12
1-Wire Channel	Temperature/Humidity Sensors
Sensor Power Output 1²	5VDC, 100mA
Sensor Power Output 2²	12VDC, 40mA
Protocols	MQTT
Certification	RoHS, RCM, CE, FCC
Platform Supported	Out-of-the-box integration with SAG Cumulocity and Microsoft Azure IoT Hub
Connectors	X-Lock Amphenol, M8, LTE SMA, GPS SMA
LTE Antenna³	Built-in internal antenna and external antenna capability [Configurable default with auto switching on network registration failure]
IP Rating	IP68 [1m for 24 hours]
Log Interval [Clock Mode] – Min	10 seconds
Log Interval [Switch Mode] – Min⁴	3 seconds
Send Interval – Min	15 minutes
Operating Temperature	-20°C to 60°C
Unit Dimensions	136 x 90 x 61mm [LxWxD]
Unit Weight	0.292kg [device only]

DIMENSIONS

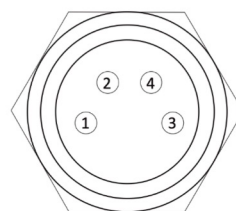


PINS & FUNCTIONS



X-Lock Amphenol (Socket)

PIN	FUNCTION
1	Digital Input 2 +
2	Digital Output 1 +
3	Digital Input 2 -
4	5VDC Output
5	Common Ground
6	Digital Output 1 -
7	Digital Input 1 +
8	Digital Input 1 -
9	Common Ground
10	Analogue Ground
11	Reserved
12	1-Wire
13	Modbus A +
14	Common Ground
15	Analogue 2, 4-20mA
16	12VDC Output
17	Modbus B -
18	Analogue 1, 0-10VDC



M8 (Socket)

PIN	FUNCTION
1	Reserved
2	Reserved
3	Ground
4	DC+ (Supply Voltage)

¹ Please find all Captis warranty information on the Kallipr website: <http://www.kallipr.com/captis-product-warranty/>

² Please note for any sensors and/or external power supply intended to be connected to the Captis device, these should be reviewed and verified by Kallipr to ensure compatibility prior to use.

³ External antenna accessories sold separately.

⁴ Log Interval, triggered in Switch mode, from external signal, limited to 3 seconds. Dependent on solution configuration and subject to review and approval by Kallipr.